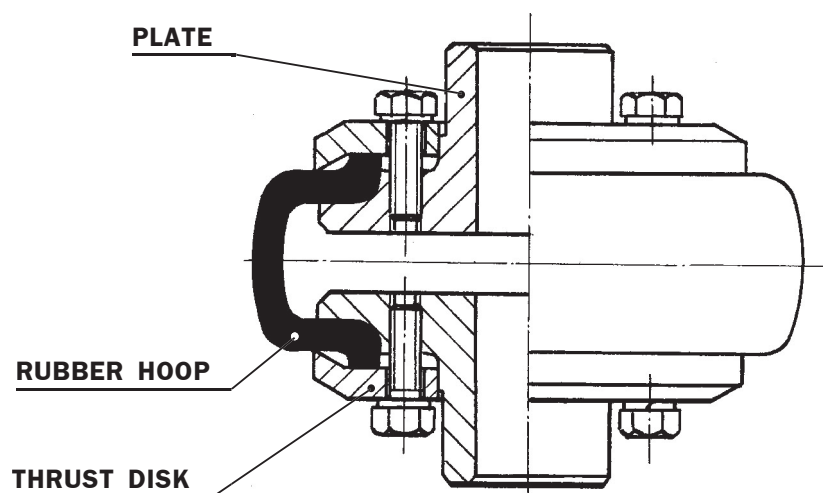


# RUBBER HOOPS FOR SHAFT COUPLINGS

The rubber hoops are flexible parts of rubberized fabric transmitting the turning moment in flexible shaft couplings. They ensure smooth running and eliminate effects of irregular running of the driving engine.

The hoop dimensions are given by the mould. Their shapes are shown in Figures 1, 2, and 3 (Model 1, 2, and 3) and their informative dimensions are given in the Table.



The rubber hoops are made from the 31471 Rubber (PN 62 2000) and the viscose fabric according to the TPD 209 Standard. They are intended for the use within the temperature range from 0 °C to +50 °C. If used at temperatures below zero and above +50 °C the technical parameters of the coupling change and the durability decreases. The rubber is not resistant against oils and crude-oil products. The use of the shaft couplings in aggressive media is not recommended. If contaminated with aggressive chemicals the hoop should be washed and wiped dry.

The products are provided with the following markings: the name of the manufacturer, the outside diameter (D), the model, the year and week of production, and the ID number of the moulder.

The rubber hoops are supplied unpacked, mostly in metal pallets or carefully loaded in bulk.

The regulations of the ČSN 63 0001 Standard for storage should be observed.

The hoops should be mounted according to the manufacturer's directions.

The manufacturer does not supply metal parts of shaft couplings. Informative data for designing the thrust disks and plates are given in TPD 209.

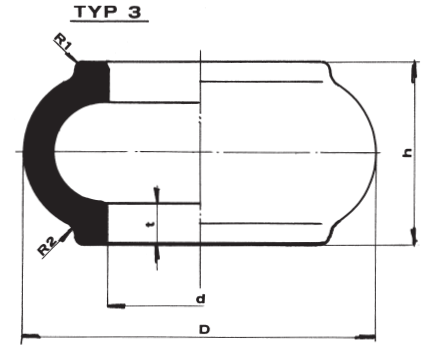
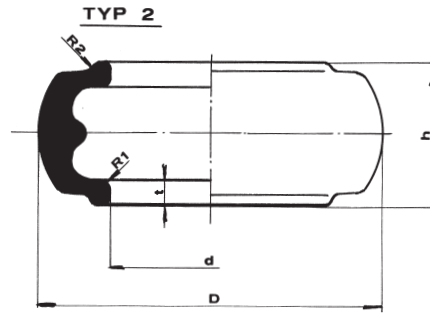
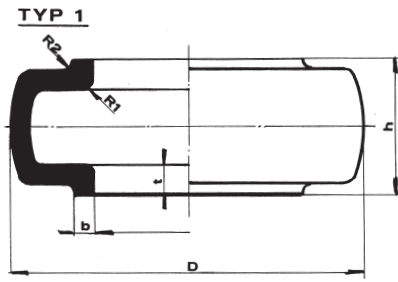
An order should comprise the quantity ordered, the name of product, the outside diameter (D), number of Technical Conditions and possibly other requirements (e.g. accompanying documentation, etc.).

RUBENA a.s.  
SBU Speciální výroba  
Českých bratří 338  
547 36 Náchod  
Czech Republic

Tel.: +420 491 447 100  
Fax: +420 491 447 109  
E-mail: avs@trelleborg.com  
E-shop: eshop.rubena.cz  
www.rubena.eu

 **Rubena**

*Always Innovation*



- The hoops are radially divided (except for Model 3)
- $Mt_1$  - Rated turning moment transmittable by the coupling at permanent dead load

$Mt_2$  - Experimentally determined turning moment of the coupling at which a slip between the rubber hoop and the metal parts of the coupling occurs

$Mt_3$  - The highest permissible turning moment transmittable by the coupling at sudden, short-term overload without damaging the hoop

$n_{max}$  - maximum coupling speed

Hoop Diameter D (mm)	d (mm)	h (mm)	t (mm)	R <sub>1</sub> (mm)	R <sub>2</sub> (mm)	b (mm)	Mt <sub>1</sub> (Nm)	Mt <sub>2</sub> Informative (Nm)	Mt <sub>3</sub> (Nm)	Speed n <sub>max</sub> (rev./min)	Wheight Informative (kg)
<b>HOOP - TYP 1</b>											
125	75	42	10	2.5	3	4	63	210	430	3 000	0.2
160	90	56	13	3	4	6	100	130	750	3 000	0.4
178	100	66	14	6	4	5	70	110	200	3 000	0.5
200	122	68	16	2	4	10	250	425	1 600	2 500	0.8
250	160	70	17	5	5	8.5	630	1 200	2 500	2 000	1.1
315	204	86	22	8	10	8	1 250	2 900	4 000	2 000	1.8
360	255	88	19	6	3	10	2 500	4 700	5 350	1 600	2.1
400	290	94	21	6	3	10	4 000	7 500	13 160	1 400	2.7
450	285	126	28	10	15	17.5	6 300	12 000	18 000	1 250	5.3
490	280	142	26	4	3	20	2 900	6 200	8 700	1 200	7.1
560	314	196	38	12	15	23	12 500	13 500	25 000	1 000	14
630	360	234	47	12	12	30	15 000	18 400	30 000	900	25
710	400	260	55	15	20	22	18 000	23 000	36 000	800	35
<b>HOOP - TYP 2</b>											
259	169	71	17	8	5	-	200	1 000	830	2 000	1.1
<b>HOOP - TYP 3</b>											
397	280	104	20	10	6	-	1 070	4 000	4 400	1 600	2.5